

Bi-Fold Closet Door Pin Assemblies

In Order by Pin Diameter & Height

1/4" DIAMETER

<p>Assembly # 900-9421</p>	<p>Assembly # 1-250</p>	<p>Assembly # 1-161</p>	<p>Assembly # 1-159</p>	<p>Assembly # 1-131</p>	<p>Assembly # 1-145</p>
	<p>Fenestra</p>	<p>National</p>	<p>Peachtree</p>	<p>National</p>	<p>Leigh/Monarch</p>

<p>Assembly # 1-145A</p>	<p>Assembly # 1-153</p>	<p>Assembly # 1-236</p>	<p>Assembly # 1-163</p>	<p>Assembly # 1-147</p>	<p>Assembly # 1-165</p>
<p>Leigh/Monarch</p>	<p>Leigh/Monarch</p>	<p>Fenestra</p>	<p>Leigh/Monarch</p>	<p>Leigh/Monarch</p>	<p>Leigh/Monarch</p>

Bi-Fold Closet Door Pin Assemblies

1/4" DIAMETER

<p>Assembly # 1-170</p>	<p>Assembly # 1-237</p>	<p>Assembly # 1-259</p>	<p>Assembly # 1-235</p>	<p>Assembly # 1-172</p>	<p>Assembly # 1-258</p>
<p>Benchmark</p>	<p>Benchmark</p>	<p>Fenestra</p>		<p>Leigh/Monarch</p>	<p>National</p>

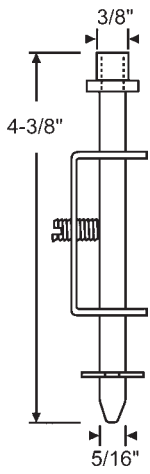
5/16" DIAMETER

<p>Assembly # 1-157</p>	<p>Assembly # 1-224</p>	<p>Assembly # 1-102</p>	<p>Assembly # 1-137</p>	<p>Assembly # 1-241</p>	<p>Assembly # 1-190</p>
<p>National</p>	<p>Peachtree</p>	<p>Slimfold</p>	<p>Fenestra</p>	<p>Fenestra</p>	<p>Used with 1-186 National</p>

Closet Door Hardware

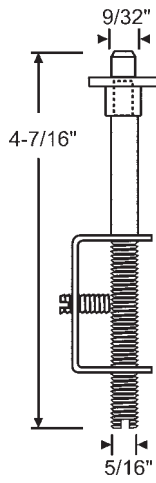
Bi-Fold Closet Door Pin Assemblies

5/16" DIAMETER



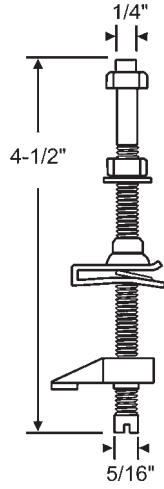
Assembly # 1-201

Fenestra



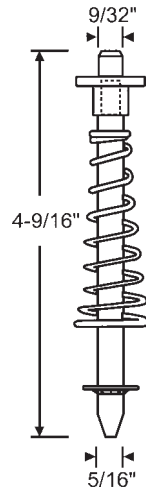
Assembly # 1-180

Fenestra



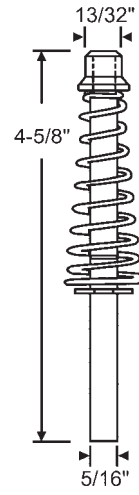
Assembly # 1-186

National



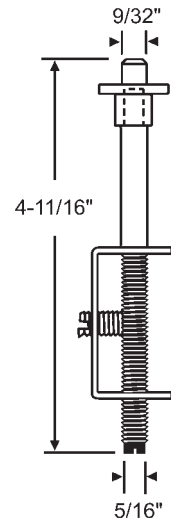
Assembly # 1-251

Fenestra




Assembly # 1-133

Peachtree



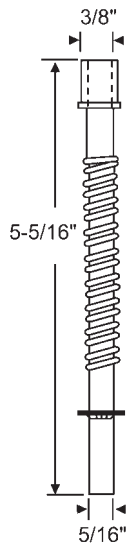
Assembly # 1-220

Fenestra



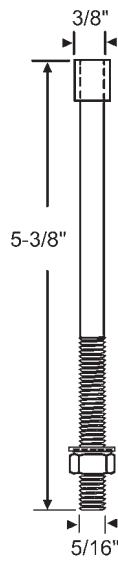
Assembly # 1-209

Keller

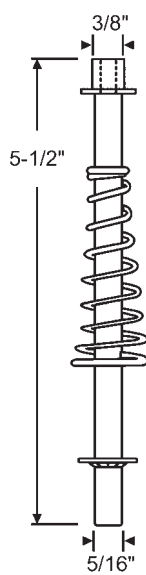


Assembly # 1-184

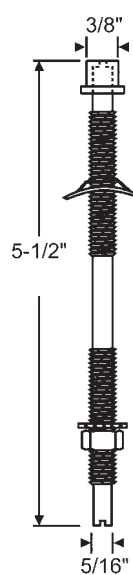
Slimfold



Assembly # 1-127




Assembly # 1-252



Assembly # 1-123

Benchmark



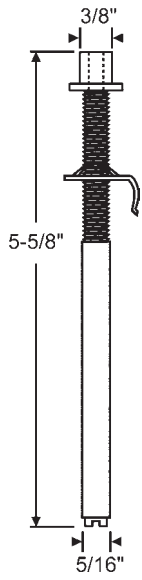
Assembly # 1-195

Floataway

Bi-Fold Closet Door Pin Assemblies

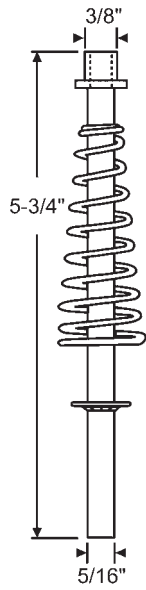
5/16" DIAMETER

3/8" DIAMETER



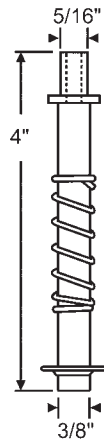
Assembly # 1-174

Slimfold

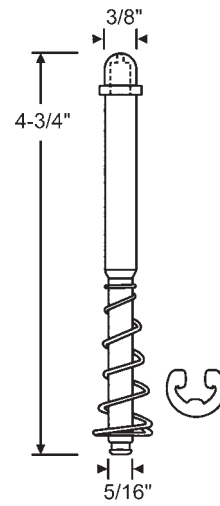


Assembly # 1-176

Fenestra

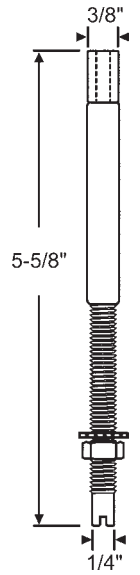


Assembly # 1-257



Assembly # 1-129

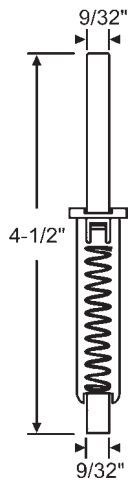
Floataway



Assembly # 1-101

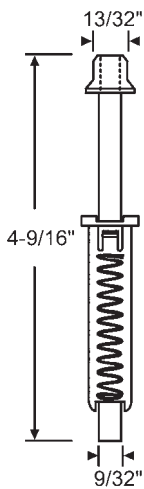
Floataway

Peachtree/Floataway



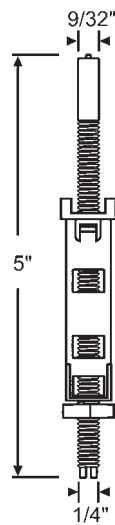
Assembly # 1-107

**Peachtree
Floataway**



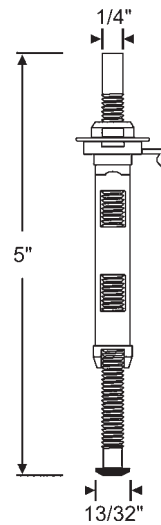
Assembly # 1-108

**Peachtree
Floataway**



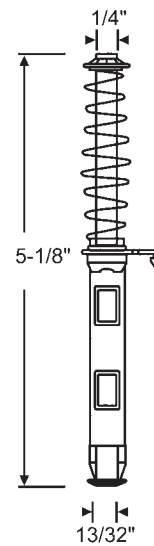
Assembly # 1-106

**Peachtree
Floataway**



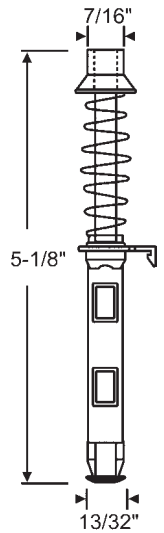
Assembly # 1-103

Floataway



Assembly # 1-104

Floataway

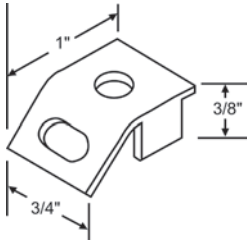


Assembly # 1-105

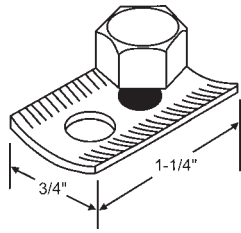
Floataway

Metal Closet Door Pivot Brackets

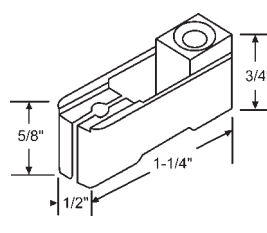
In Order by Length



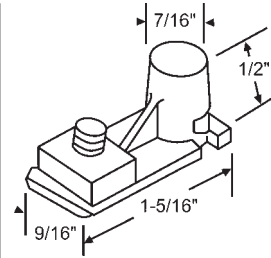
7-240
Metal
Leigh/Monarch



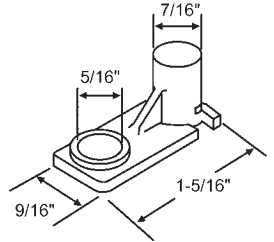
7-234
Metal
Leigh/Monarch



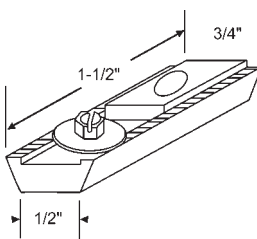
7-225
Nylon
Peachtree



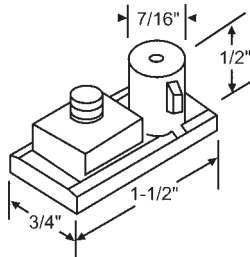
7-246
Nylon
Peachtree



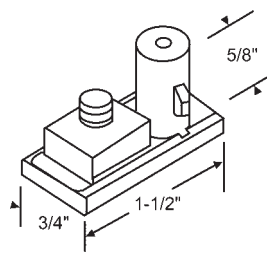
7-227
Nylon



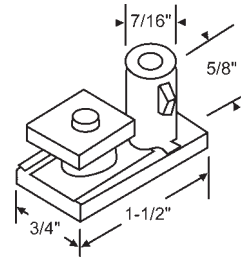
7-210A
Nylon
National



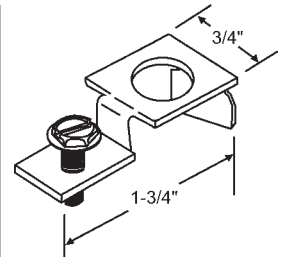
7-230
Nylon
Peachtree



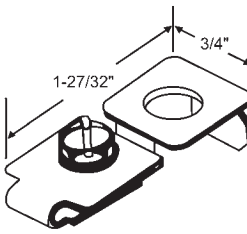
7-247
Nylon
Benchmark



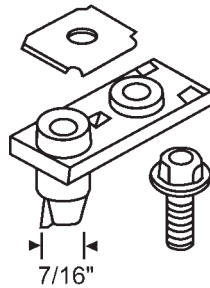
7-229
Nylon
Peachtree



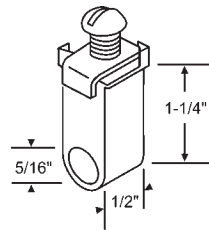
7-226
Metal
Benchmark



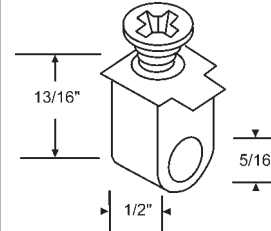
7-200
Metal
Slimfold



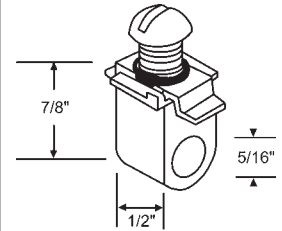
7-223
Nylon
Floataway



7-224
Nylon



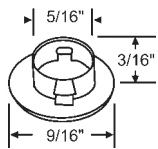
7-231
Nylon
New Style
Slimfold



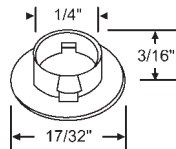
7-231OS
Nylon
Old Style
Slimfold

Metal Closet Door Nylon Grommets/Bushings/Bumpers

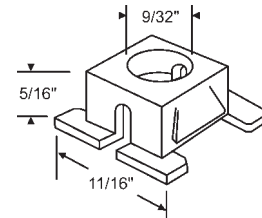
In Order by Height



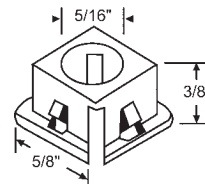
8-255
National



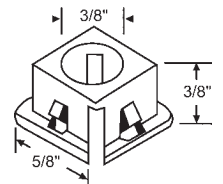
8-254
National



8-262
Peachtree



8-268
Peachtree

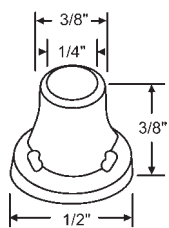


8-269
Peachtree

Closet Door Hardware

Metal Closet Door Nylon Grommets/Bushings/Bumpers

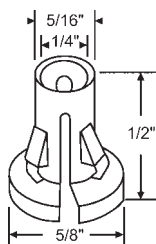
In Order by Height



8-261

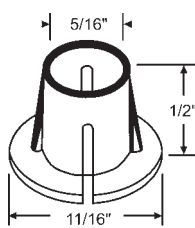
Blue

Benchmark



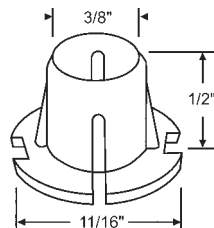
8-264

Floataway



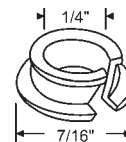
8-267

Floataway



8-280

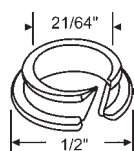
Floataway



8-259

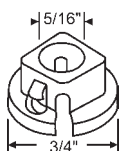
Leigh/Monarch

In Order by Length



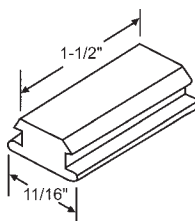
8-260

Leigh/Monarch



8-266

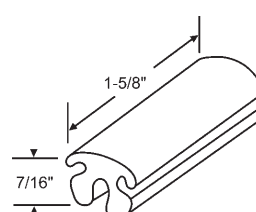
Floataway



8-271

Gray

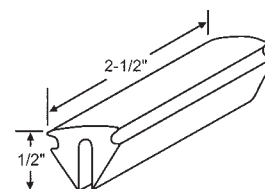
National



8-304

White

Floataway



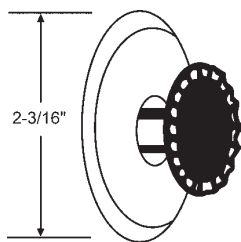
8-283

White

Benchmark

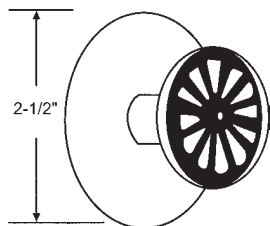
Metal Closet Door Plates & Pulls

In Order by Diameter



Part #	Finish
8-228B	Bronze
8-228A	Polished Aluminum

Floataway

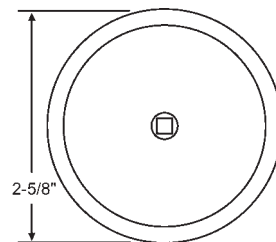


8-258

Brass

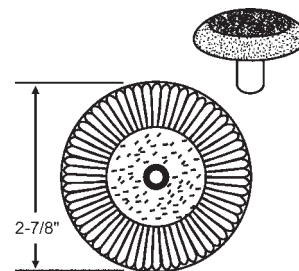
8-327 Knob, 8-321 Back Plate

Slimfold



Part #	Finish
900-10221C	Chrome
900-10221	Polished Brass

Back Plate



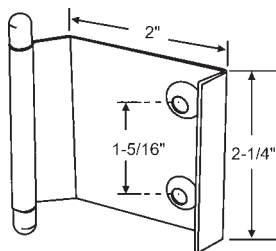
8-289

Antique Brass

Adhesive Pad Only: 900-13008

Benchmark

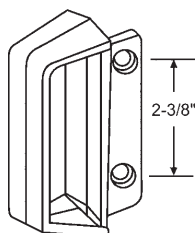
In Order by Height



Part #	Finish
8-278	Chrome
8-278B	Gold

Door Pull Set

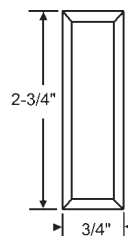
Slimfold



8-305

White

Peachtree Floataway

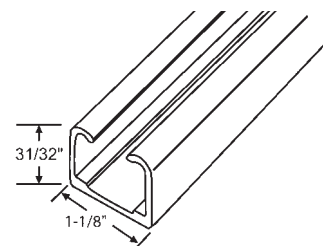


900-16101-1

Gray Mirror Pull

Self Adhesive

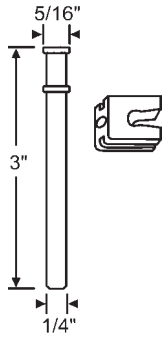
Closet Door Track



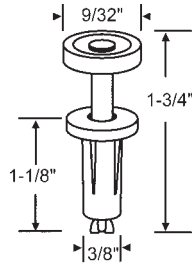
Part #	Size
8-467-3	3'
8-467-4	4'
8-467-6	6'

Kennaframe

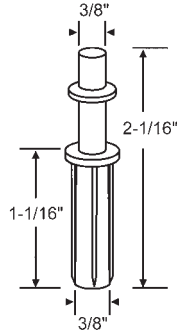
Wood Closet Door Plunger Pins, Brackets, Plates & Caps



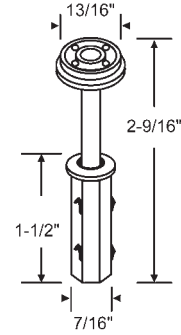
Assembly # 1-246	
Guide Cap	4-129



2-104

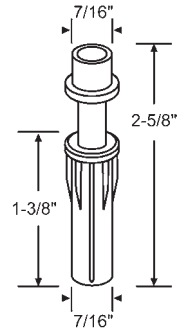


2-122



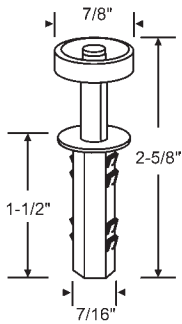
2-109

Old Stanley

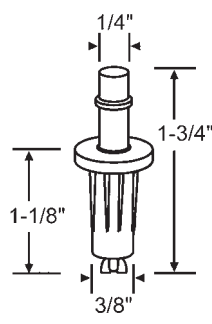


2-76

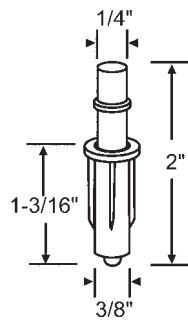
4-125 Cap Only



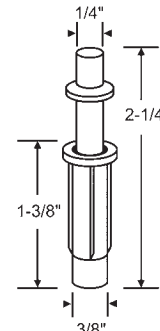
2-58
Acme



2-113

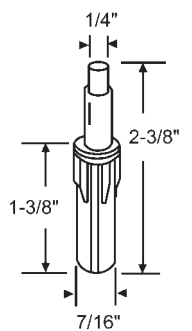


2-105

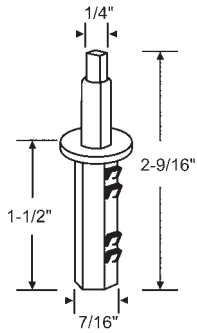


2-110

Alliance



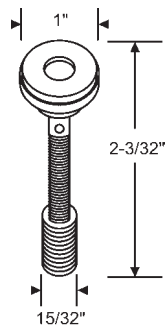
2-77



2-60

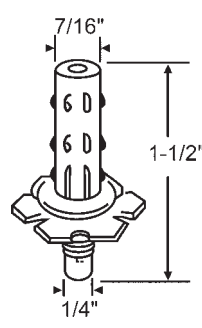
Use with 2-92

Acme

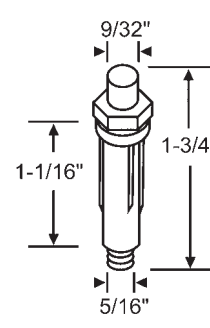


2-112

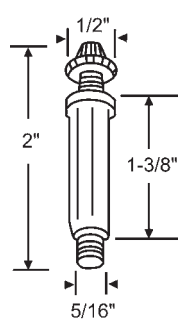
8-281 Bushing Only
2-111 Pin Only



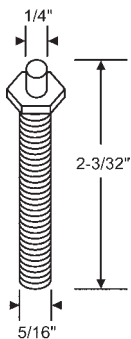
2-78



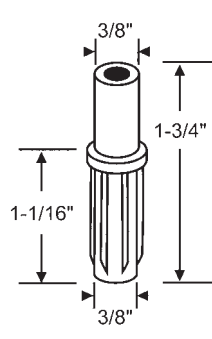
2-106



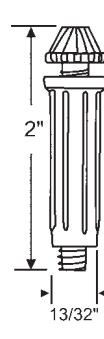
2-121



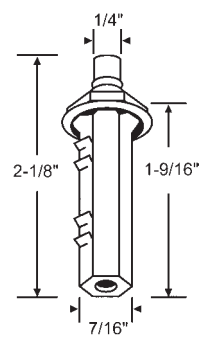
2-116



2-62

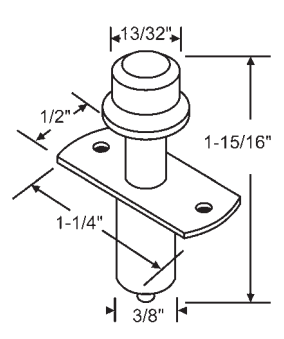


2-63



2-59

Acme

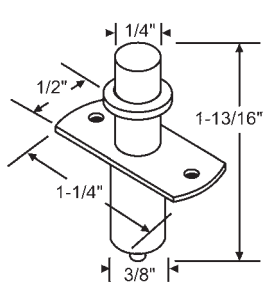


2-95

Harvey

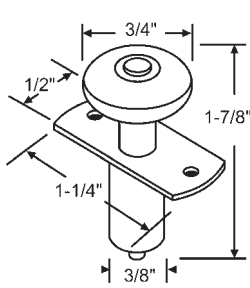
Closet Door Hardware

Wood Closet Door Plunger Pins, Brackets, Plates & Caps



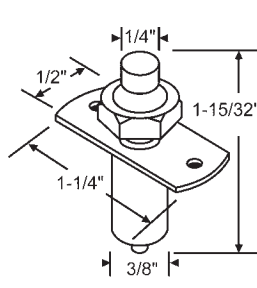
2-85

Harvey



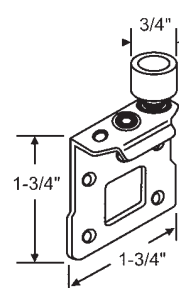
2-52

Harvey



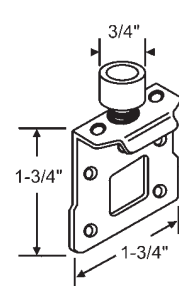
2-97

Harvey



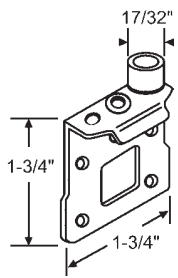
Part #	Hand
2-66	Shown
2-65	Opposite

Paniflex



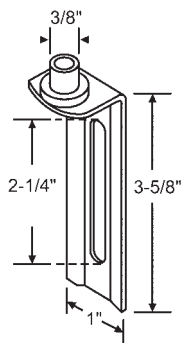
2-67

Paniflex



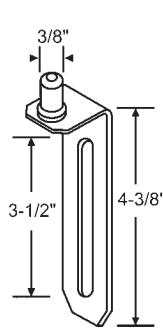
Part #	Hand
2-71	Shown
2-70	Opposite

Paniflex

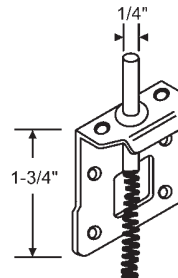


2-94

Includes Attaching
Screws 1/4" - 20" x 1/2"

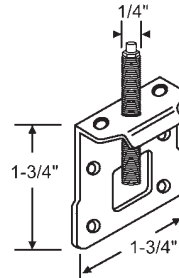


2-118



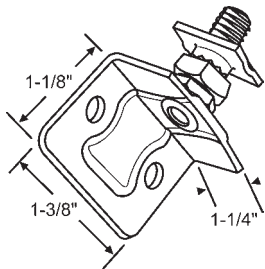
2-68

Paniflex

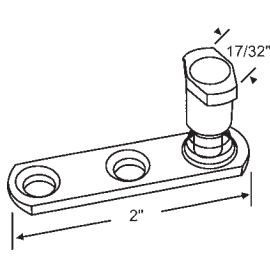


2-69

Paniflex

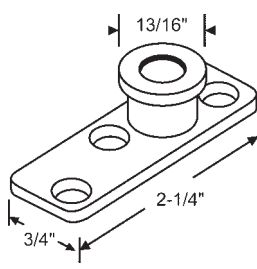


900-808-OS

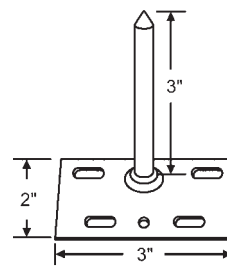


2-108

Stanley

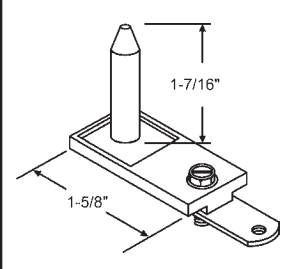


2-50



2-120

Use with 8-338



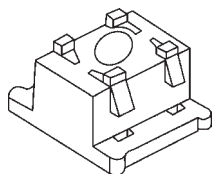
900-10518

Closet Door Rollers

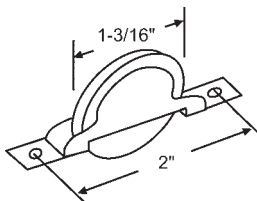


Actual Size

4-121

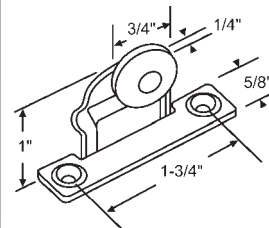


4-124



3-351

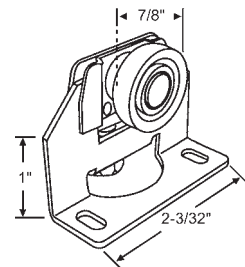
Nylon Wheel



3-219

Nylon Wheel

Harvey

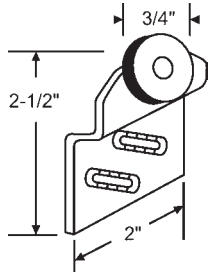


3-151

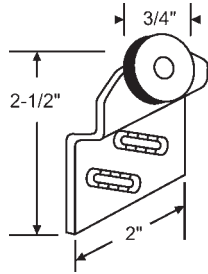
Wood Closet Door By-Pass Hangers

In Order by Roller Diameter

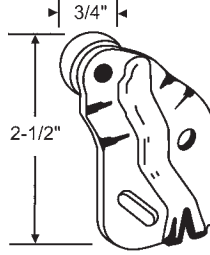
3/4" Roller



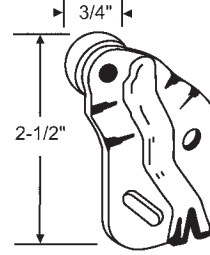
3-165
1/4" Offset
E-Z Roll



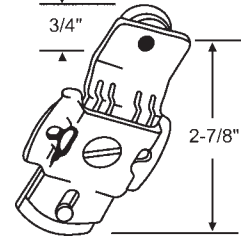
3-164
1/2" Offset
E-Z Roll



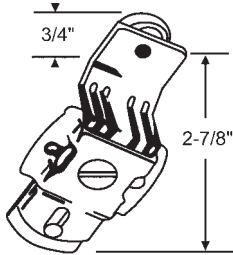
3-190
1/4" Offset
E-Z Roll



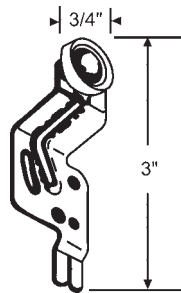
3-191
1/2" Offset
E-Z Roll



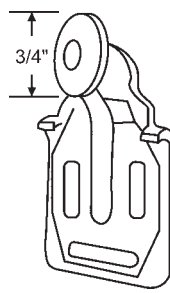
3-170
1/4" Offset



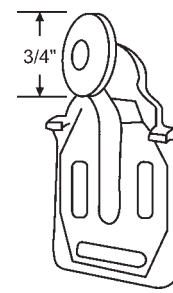
3-171
1/2" Offset



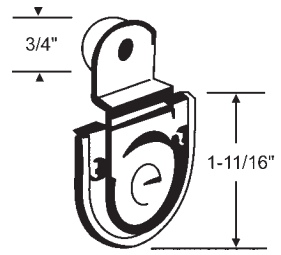
3-203
3/4" Offset
w/ Screws



900-21054
3/8" Offset
900-21054S for Hanger w/Screws

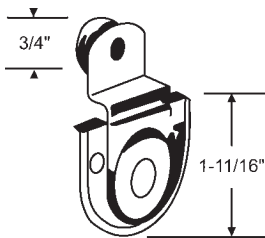


900-7798
3/4" Offset
900-7798S for Hanger w/Screws

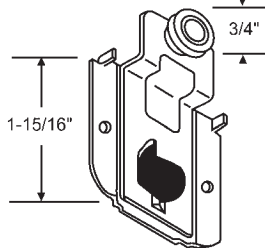


3-206
1/8" Offset
Lawrence

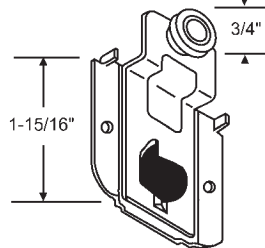
27/32" Roller



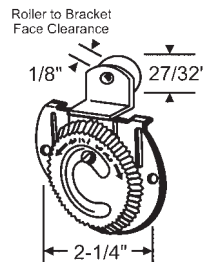
3-185
1/2" Offset
Lawrence



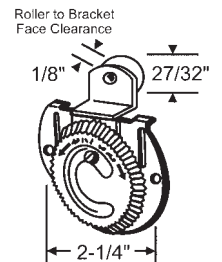
3-172
1/4" Offset
Grant



3-173
1/2" Offset
Grant

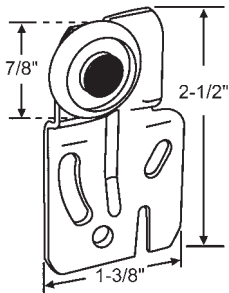


3-199
1/16" Offset
Old Stanley

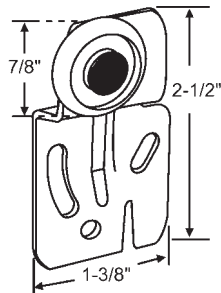


3-198
3/8" Offset
Old Stanley

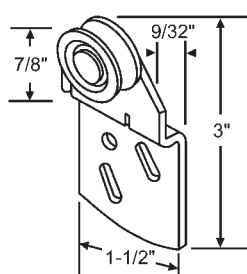
7/8" Roller



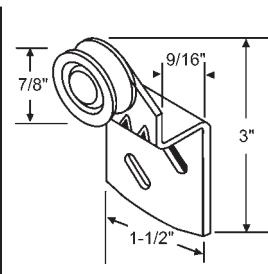
3-152
1/4" Offset
Acme



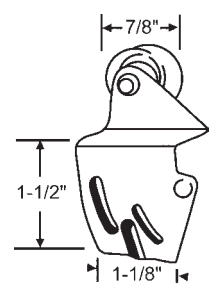
3-153
1/2" Offset
Acme



3-107
9/32" Offset
3-107S for Hanger with Screws



3-108
9/16" Offset
3-108S for Hanger with Screws

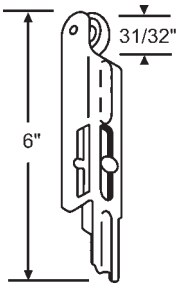


3-147
3/8" Offset

Closet Door Hardware

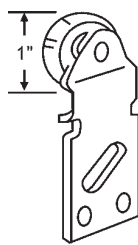
Wood Closet Door By-Pass Hangers

31/32" Roller



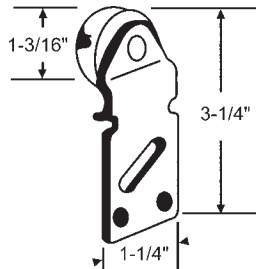
Part #	Hand
3-202	Shown
3-201	Opposite

1" Roller

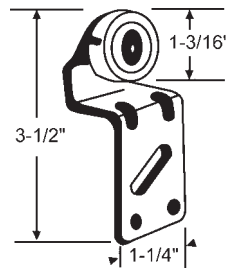


900-1304
Front Hanger w/Ball Bearing
Wheel, 1/16" Offset
E-Z Roll

1-3/16" Roller

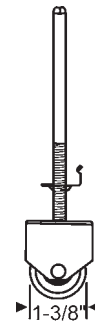


3-193
1/16" Offset



3-195
1-1/2" Offset

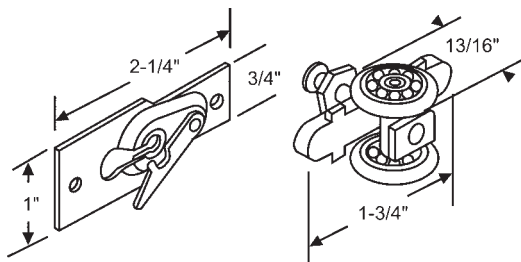
1-3/8" Roller



900-12272N
New Style

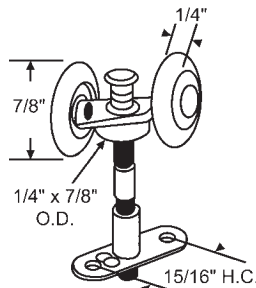
Wood Closet Door By-Pass Hangers - 2-Wheel

13/16" Rollers

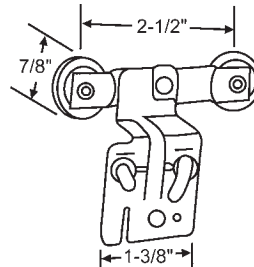


900-10534
Ball Bearing Wheels

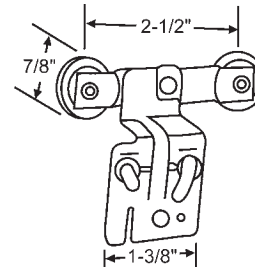
7/8" Rollers



3-223




3-113
w/ Screws
1/4" Offset



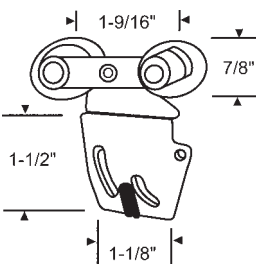
3-112
w/ Screws
1/2" Offset

Wood Closet Door By-Pass Hangers - 3-Wheel

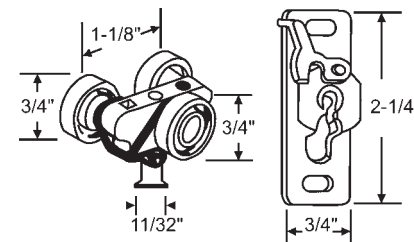
3/4" Rollers



3-213



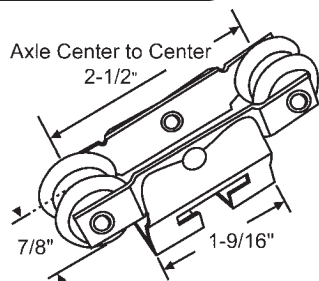
3-143
3/8" Offset



3-141
Comes with 8-226 Bracket

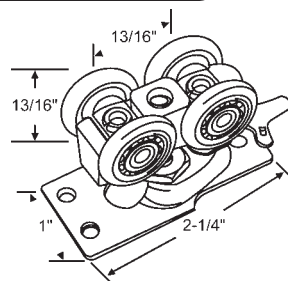
Wood Closet Door By-Pass Hangers - 4-Wheel

7/8" Rollers



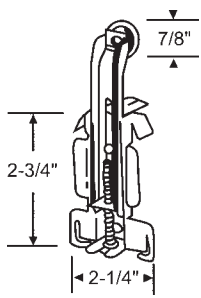
900-803-OS

1-1/4" Rollers

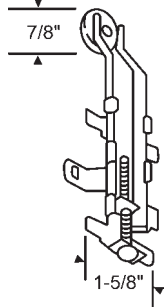


900-9746

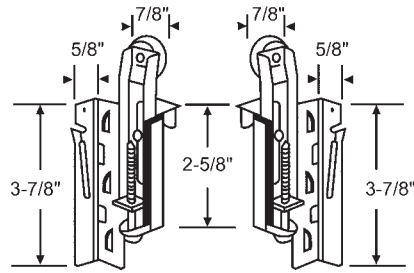
Wood Closet Door Panel Jacket Hangers



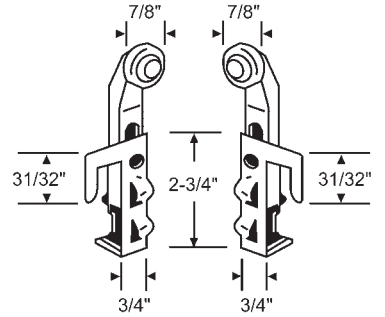
3-120



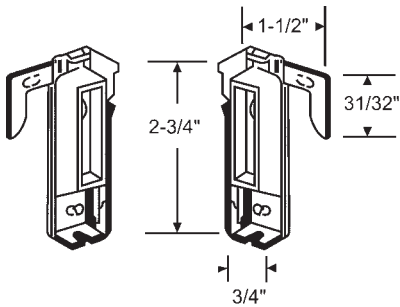
3-133



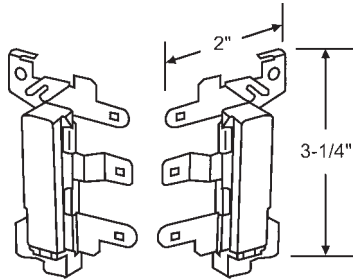
3-122A



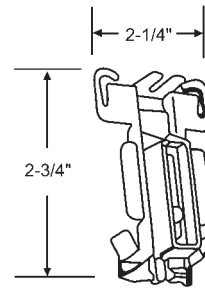
3-116A



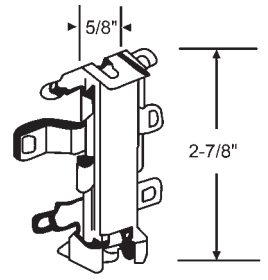
3-118A



3-156A

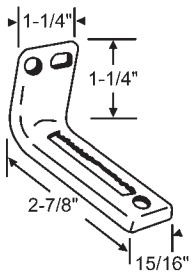


3-121

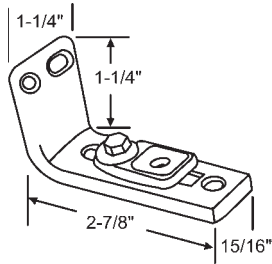


3-132

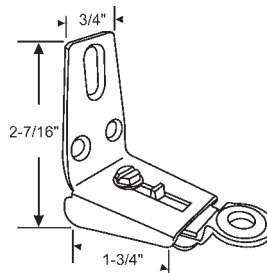
Wood Closet Door Pivot/Jamb Brackets



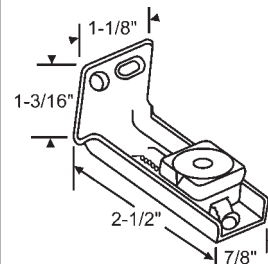
7-221
Metal



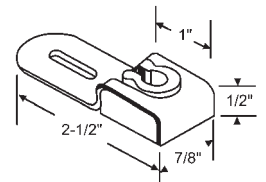
7-222
Metal with Nylon Insert
7-222-2 For 2 Brackets w/Screws



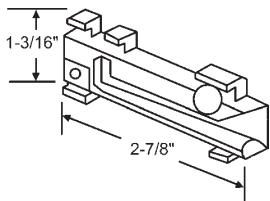
7-205
Metal



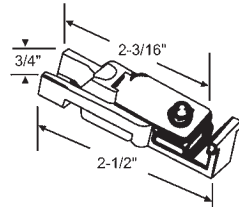
7-241
Metal with Nylon Insert



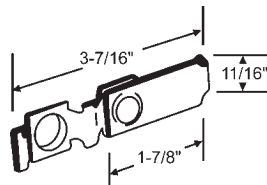
7-212
Metal with Nylon Insert



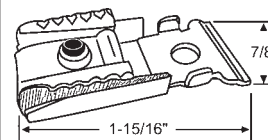
7-235A
Sold as Set (1 Left Hand, 1 Right Hand). Nylon
Paniflex



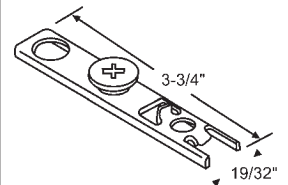
7-215
Nylon with Metal Insert



7-216
Metal



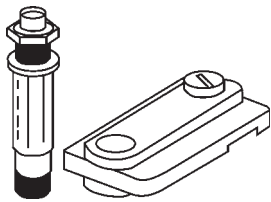
7-237
Metal
Slimfold



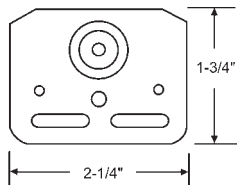
7-220N
Metal (New Style)

Closet Door Hardware

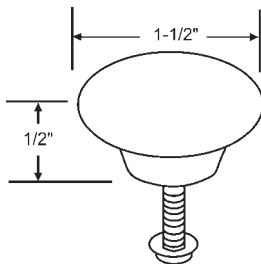
Wood Closet Door Pivot/Jamb Brackets



7-254

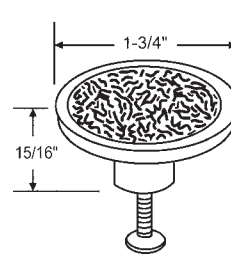


7-201
Metal
Paniflex

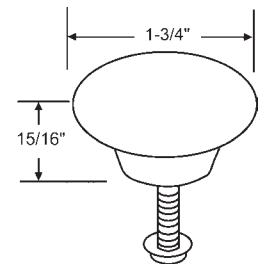


Part #	Finish
8-300	Brass
8-300C	Chrome

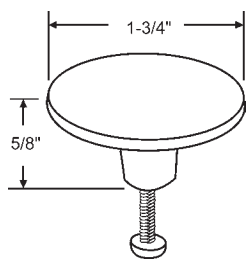
Die Cast



8-298
Plastic, Brown

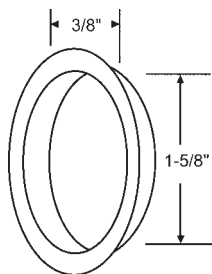


8-235
Wood, Unfinished

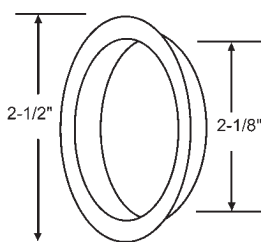


Part #	Finish
8-301	Brass
8-301C	Chrome

Die Cast



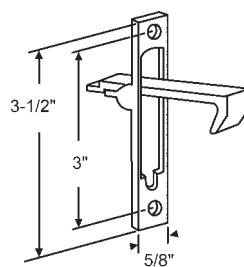
900-793
Nylon, Tan
Flush



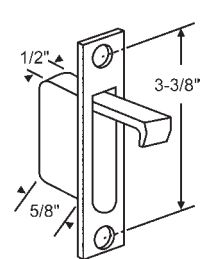
Part #	Finish
8-202	Brass
8-202AB	Antique Brass
8-202C	Chrome

Die Cast

E-Z Roll

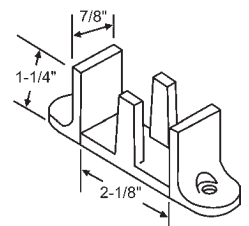


900-790
Metal, Bright Brass Finish
Flush Mount Edge Pull

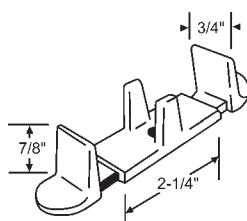


900-43
Metal, Aluminum Finish

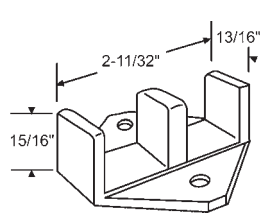
Wood Closet Door Floor Guides/Plates



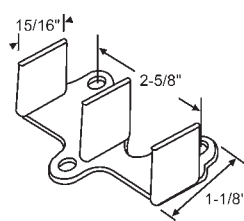
8-245
Adjusts for Doors 7/8" - 1-7/8"
Nylon



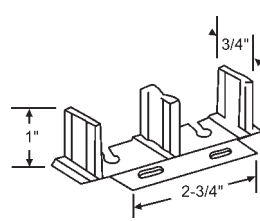
8-294
Adjusts for Doors 3/4" - 1-3/4"
Nylon, Tan



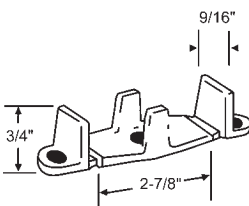
8-314
Nylon, 1 Piece. Fits 3/4" Doors
E-Z-Roll



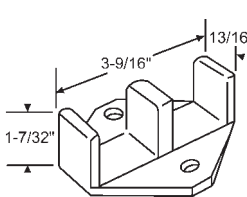
900-8114
Nylon
1 Piece. Fits 1-3/8" Doors



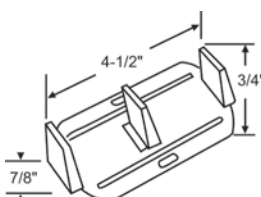
8-231
Metal w/Nylon Post. Wood Tone,
Adjusts for Doors 3/4" - 1-3/8"



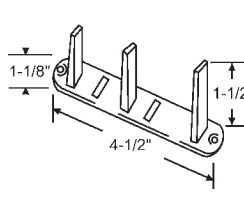
8-240
Nylon, White. Adjusts for Doors
3/4" - 1-3/4"
E-Z Roll



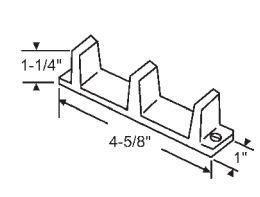
8-291
One Piece Nylon with Fixed Guiders
for 1-1/2" By-Passing Doors
E-Z Roll



8-315
Metal with Nylon Posts
For 1-3/4" Doors

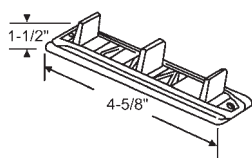


8-330
Metal with Nylon Posts
Adjusts for Doors 3/4" - 1-3/8"

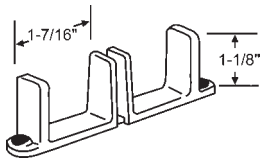


8-208
One Piece Nylon with Fixed
Guiders for 1-3/8"
By-Passing Doors

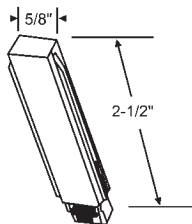
Wood Closet Door Floor Guides/Plates



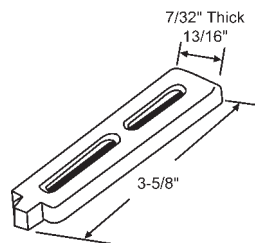
8-209-4
Metal with Nylon Posts.
Adjustable for 3/4", 1", 1-1/8" and
1-3/8" By-Passing Doors
4 per pack with Screws.



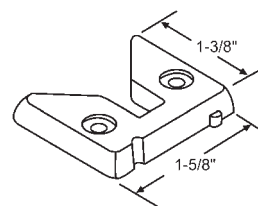
8-316
Nylon
Adjustable For 1-3/8" By-Passing
Doors 2 pieces
E-Z Roll



8-296
Nylon Insert Guide



8-295
Guide Stem
Paniflex

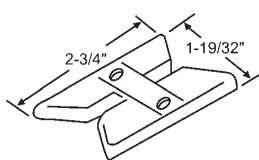


900-849
Nylon. Floor Plate (Single)
Paniflex

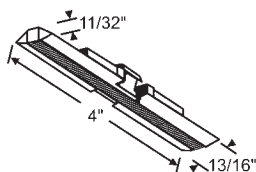
Pivot Guide

Wood Closet Door Snuggers

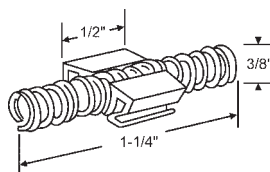
Bumpers



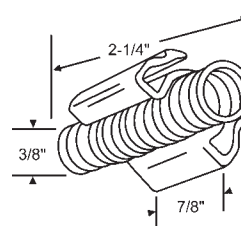
900-848
Nylon. Floor Plate (Double)
Paniflex



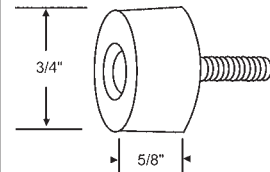
2-92
Pivot Guide
Stanley



8-213

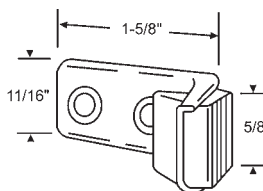


8-217

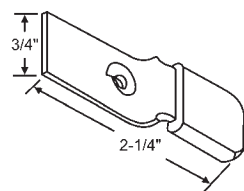


8-246
Rubber Door Bumper

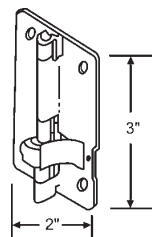
Closet Door Miscellaneous Accessories



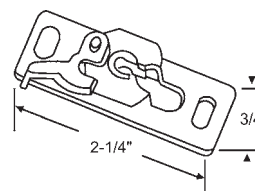
8-224
Metal Angle Stop
w/Rubber Bumper
Stanley



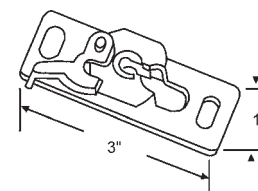
8-204
Closet Door Guide
Metal with Rubber Sleeve



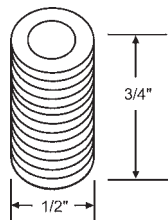
8-230
Door Hinge
Paniflex



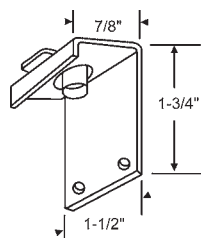
8-226
Mounting Brackets
for 3-141 Rollers



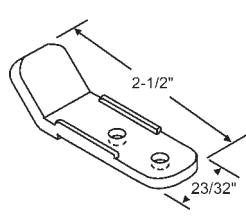
8-227
Mounting Brackets
for 3-139 and 3-140 Rollers



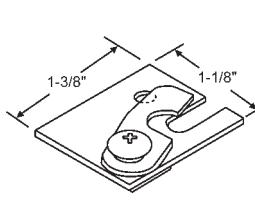
8-281
Threaded Bushing
Use with 2-112 Plunger Pin



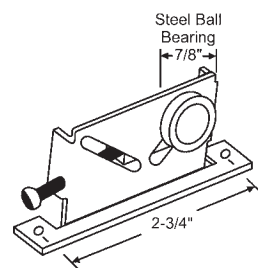
8-326
Adapter Plate



900-847
Aligner
Paniflex



900-8986
Cam Lock Assembly



9-271
Mirror Door Roller
Steel Ball Bearing Wheel
Daryl

Closet Door Hardware

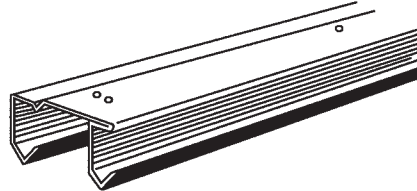
E-Z Roll Sliding Door Track Sets & Accessories

All E-Z Roll Items available carded. Call your sales representative today.

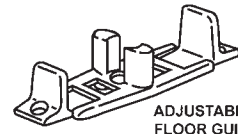
7000 Series

SLIDING DOOR TRACK SET
for 3/4" and 1-3/8" by-passing doors up to 50 lbs. each

Part #	Size
7060HU	58-1/2" track for 5' opening
7072HU	70-1/2" track for 6' opening



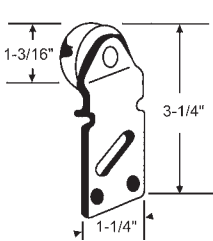
- TRACK MADE OF EXTRUDED ALUMINUM
- NYLON WHEELS FOR SMOOTHER AND QUIETER OPERATION
- SIMPLE ADJUSTMENT WITH SCREWDRIVER
- COMPLETE WITH ALL NECESSARY HARDWARE AND INSTRUCTION SHEET
- COLORFUL, EYE-CATCHING PACKAGING WITH STRONG CONSUMER APPEAL TO ATTRACT ATTENTION, BUILD TRAFFIC
- PACKED 10 SETS TO A MASTER CARTON



3/4" FINGER PULL

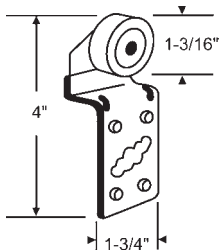
E-Z Roll's eye-catching colorful packaging was designed to attract the fast-growing do-it-yourself market

E-Z Roll Universal Hangers for Sliding Door Track Sets



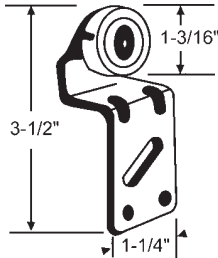
3-193

Front Hanger w/Nylon Wheel, 1/16" Offset



3-194

Rear Hanger w/Nylon Wheel, 5/8" Offset



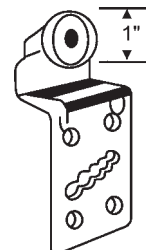
3-195

Rear Hanger w/Nylon Wheel, 1-1/2" Offset



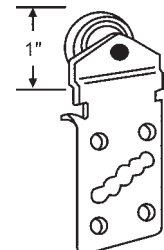
900-1304

Front Hanger w/Ball Bearing Wheel 1/16" Offset



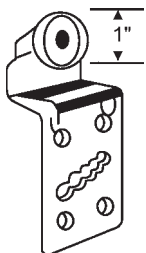
900-1305

Rear Hanger w/Ball Bearing Wheel 1-1/2" Offset



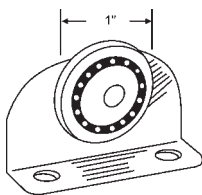
900-1308

Front Hanger w/Nylon Wheel, 1/16" Offset



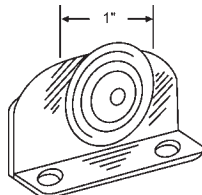
900-1305N

Rear Hanger w/Nylon Wheel, 1-1/2" Offset



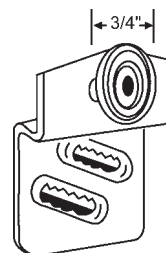
900-1306

Top Mounting Hanger for Single Pocket Door w/Ball Bearing Wheel



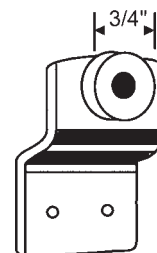
900-1307

Top Mounting Hanger for Single Pocket Door w/Nylon Wheel



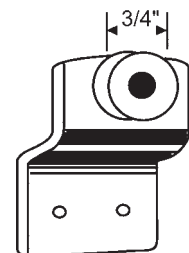
900-1314

Screen & Patio Door Hanger w/Nylon Wheel 3/8" Offset



3-382

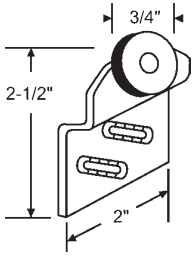
Front Hanger for Wardrobe w/Nylon Wheel, 1/8" Offset



3-381

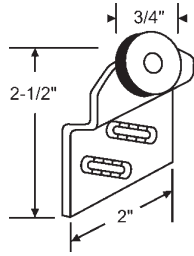
Rear Hanger for Wardrobe w/Nylon Wheel, 3/8" Offset

E-Z Roll Universal Hangers for Sliding Door Track Sets



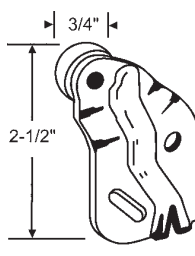
3-165

Front Hanger w/Nylon Wheel, 1/4" Offset



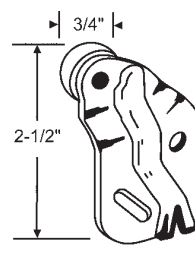
3-164

Rear Hanger w/Nylon Wheel, 1/2" Offset



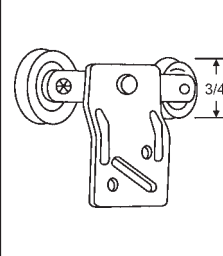
3-190

Front Hanger w/Nylon Wheel, 1/4" Offset



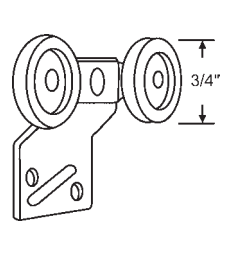
3-191

Rear Hanger w/Nylon Wheel, 1/2" Offset



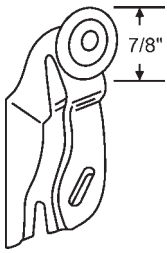
900-1301

Front Hanger Twin Wheels 1/4" Offset



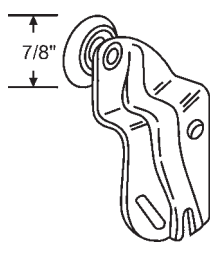
900-1300

Rear Hanger Twin Wheels 1/2" Offset



900-1318

Front Hanger w/Nylon Wheel, 3/16" Offset



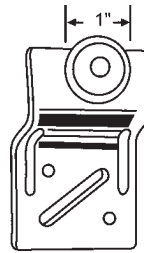
900-1317

Rear Hanger w/Nylon Wheel, 1/2" Offset



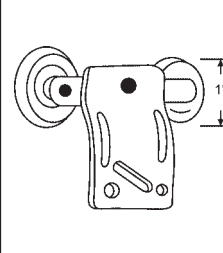
900-1312

Front Hanger 3/16" Offset



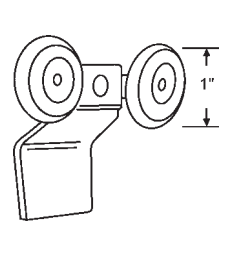
900-1313

Rear Hanger 1/2" Offset



900-1298

Front Hanger Twin Wheel 3/16" Offset

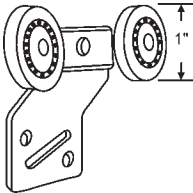


900-1299

Rear Hanger Twin Wheel 1/2" Offset

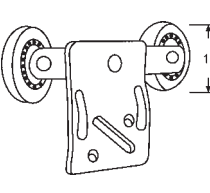
E-Z Roll Universal Hangers

E-Z Roll Replacement Hardware for Folding Bi-fold Doors



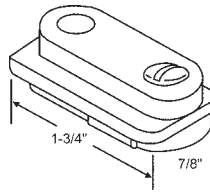
900-1302

H.D. Front Hanger Twin Wheel w/Ball Bearing Wheel, 3/16" Offset



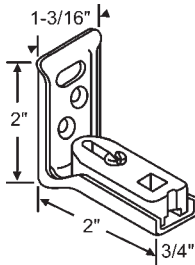
900-1303

H.D. Rear Hanger Twin Wheel w/Ball Bearing Wheel, 1/2" Offset



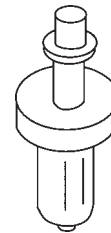
7-251

Top Bracket



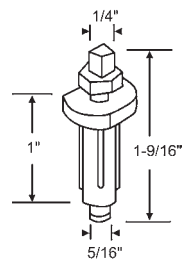
7-250

Bottom Bracket



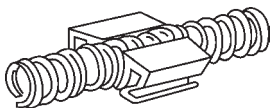
900-1325

Top Pivot Spring Loaded



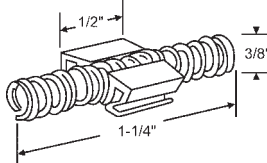
2-114

Bottom Pivot



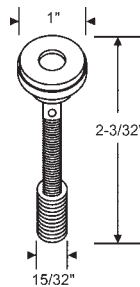
8-491

Snugger for 4 Doors



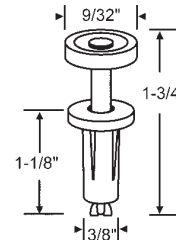
8-213

Snugger for 2 Doors



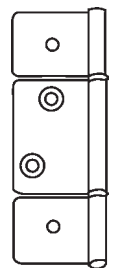
2-112

Top Rolling Guide 1" Round Nylon Wheel 2" Threaded Stem (For replacing older hardware)



2-104

Top Rolling Guide Spring Loaded

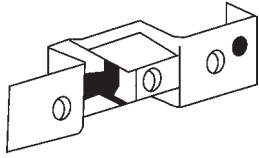


8-356

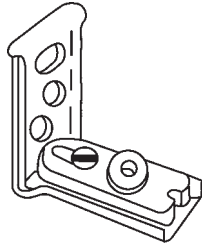
3 Wing Non-Mortise Hinges

Closet Door Hardware

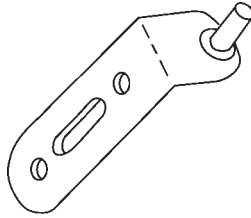
E-Z Roll Replacement Hardware for Folding Bi-fold Doors



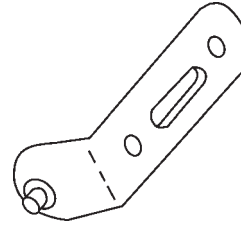
900-16386
Top Bracket



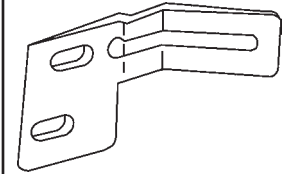
900-16387
Bottom Bracket



900-16388
Top Pivot

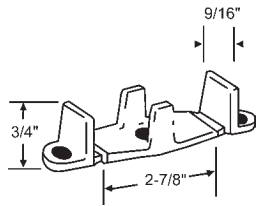


900-16389
Bottom Pivot

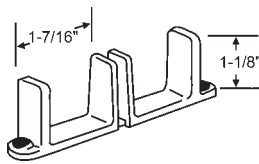


8-490
Door Aligner for 4 Doors

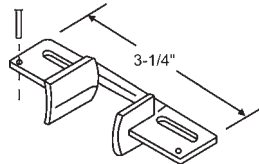
E-Z Roll Universal Floor Guides



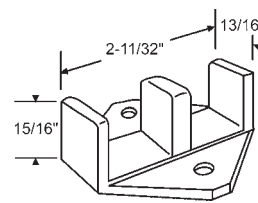
8-240
3 Piece. Floor Guide, Adjustable to Fit 3/4" or 1-3/8" Thick Doors



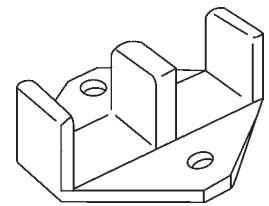
8-316
2 Piece. Floor Guide, Adjustable to Fit 1-3/8" Thick Doors, 1-1/4" High from Floor.



8-313
1 Piece. Nylon Guide for Single Pocket Door

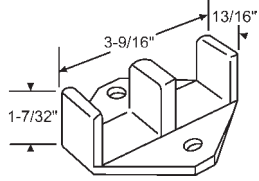


8-314
1 Piece. Floor Guide to Fit 3/4" Doors

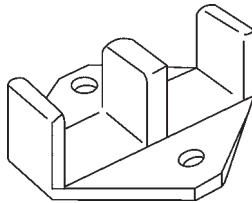


8-288
1 Piece. Floor Guide to Fit 1-1/8" Doors

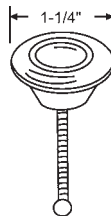
E-Z Roll Universal Door Finger Pulls



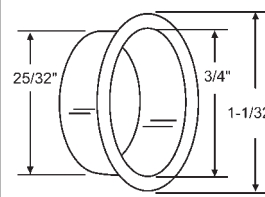
8-291
1 Piece. Floor Guide to Fit 1-3/8" Double Doors 1-1/4" High from Floor



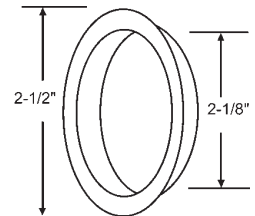
8-421
1 Piece. Floor Guide to Fit 1-3/4" Doors



8-489
1-1/4" Nylon Plastic Pull Knob
E-Z Roll

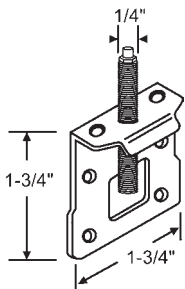


900-616
3/4" Brass Plated

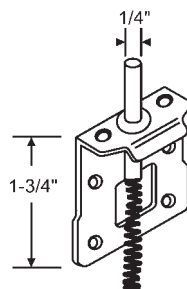


8-202
2-1/4" Brass Plated

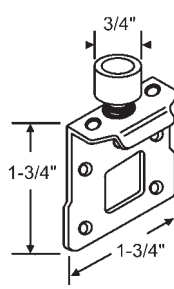
Paniflex Closet Door Hardware



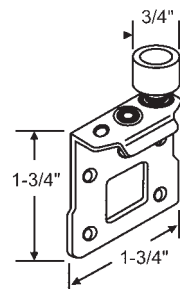
2-69
Bottom Pivot



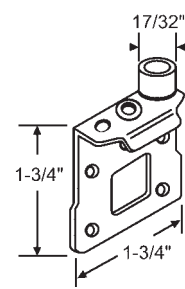
2-68
Top Pivot



2-67
Roller Bracket

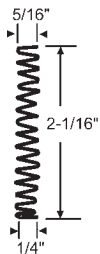


Part #	Hand
2-66	Shown
2-65	Opposite

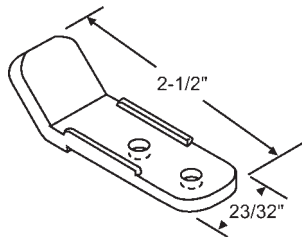


Part #	Hand
2-71	Shown
2-70	Opposite

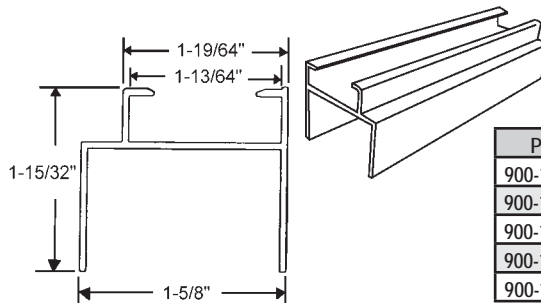
Paniflex Closet Door Hardware



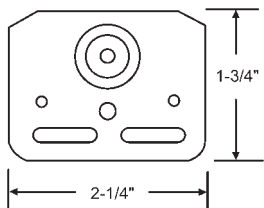
5-54
Top Pivot Spring



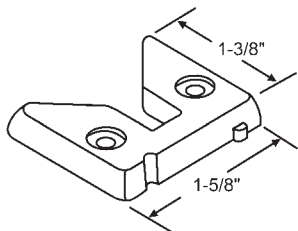
900-847
Door Aligner



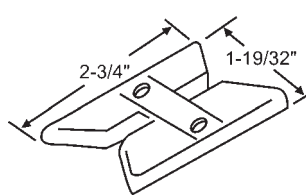
Part #	Size
900-16703-A	4 ft.
900-16703-B	6 ft.
900-16703-C	8 ft.
900-16703-D	10 ft.
900-16703-E	12 ft.



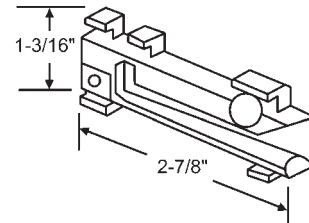
7-201
Metal Floor Plate



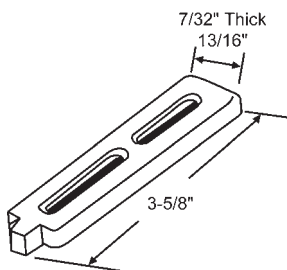
900-849
Nylon Floor Plate (Single)



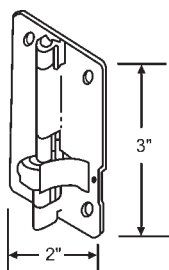
900-848
Nylon Floor Plate (Double)



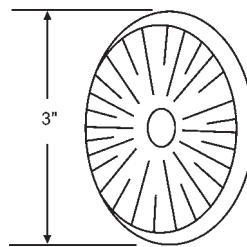
7-235A
Sold as Set (1 LH, 1 RH). Nylon



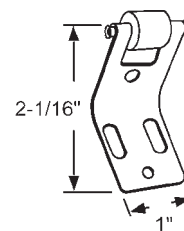
8-295
Guide System



8-230
Cam Hinge

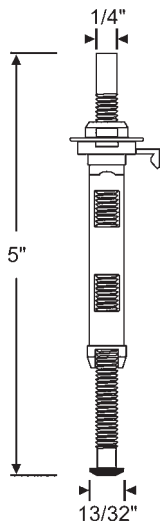


8-332
Brass Back Plate



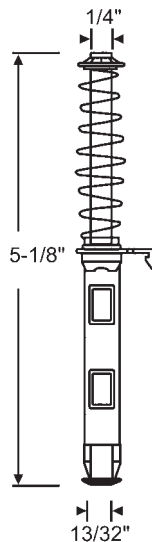
900-851
Pivot Aligner. 31/64" Dia. x 1/2" Width
Nylon Roller

Floataway Closet Door Hardware



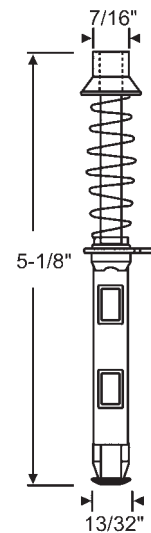
Assembly # 1-103

Pin Assembly with Plastic Sleeve



Assembly # 1-104

Pin Assembly with Plastic Sleeve

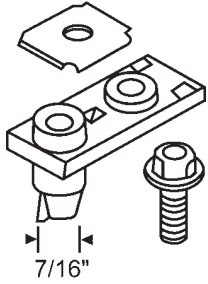


Assembly # 1-105

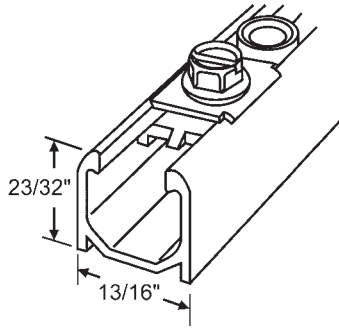
Pin Assembly with Plastic Sleeve

Closet Door Hardware

Floataway Closet Door Hardware

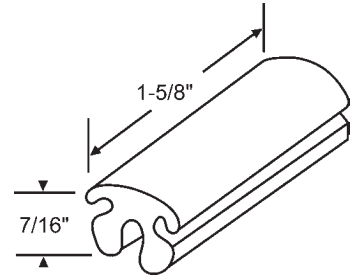


7-223
Nylon

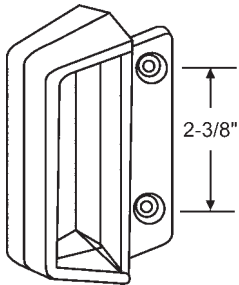


Part #	Size
8-350-3	3 ft.
8-350-4	4 ft.
8-350-6	6 ft.
8-350-8	8 ft.

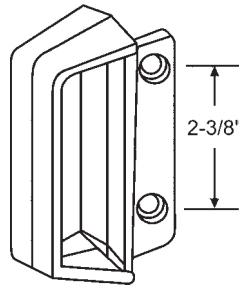
Pivot Bracket Not Included



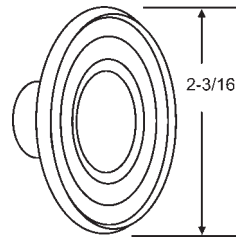
8-304
White



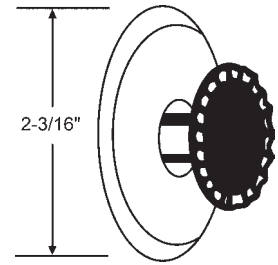
8-344*
Chrome



8-305
White



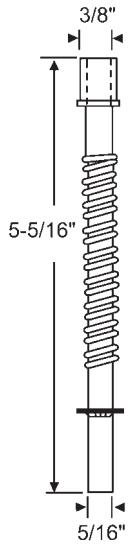
8-349
Plastic Door Knob
White



Part #	Finish
8-228B	Bronze
8-228A	Polished Aluminum

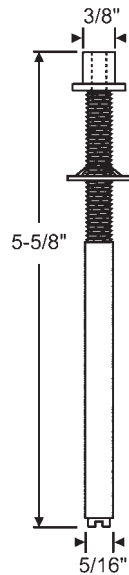
*call for availability

Slimfold Closet Door Hardware



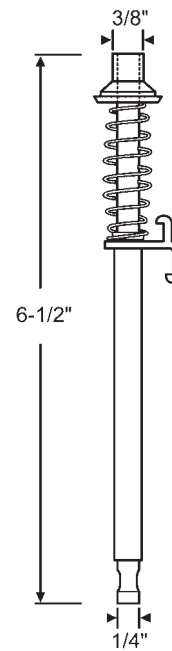
Assembly # 1-184

Bi-Fold Pin Assembly



Assembly # 1-174

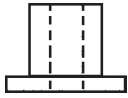
Bi-Fold Bottom Pivot Rod Assembly



Assembly # 1-102

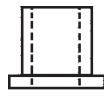
Bi-Fold Spring Loaded Guide Rod Assembly

Slimfold Closet Door Hardware



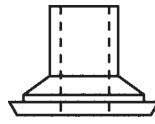
4-117

Fits Pins 1-174, 1-197,
1-232, 1-261



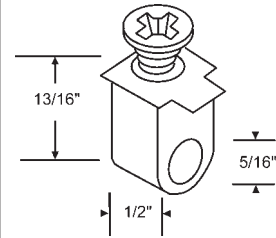
4-103

Fits Pins 1-183, 1-184



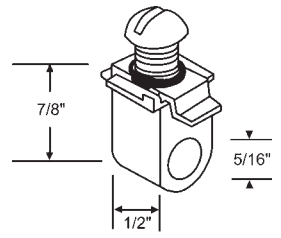
4-120

Fits Pin 1-102



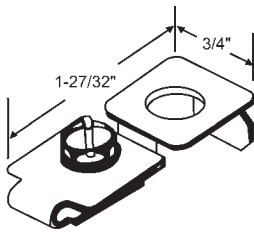
7-231

Nylon
New Style



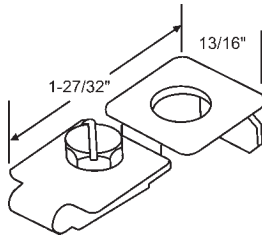
7-231OS

Nylon
Old Style



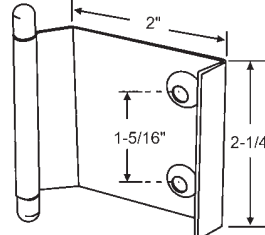
7-200

Pivot Bracket
Metal



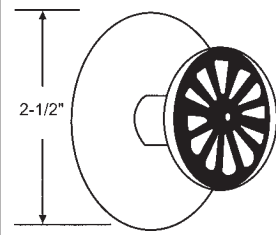
7-272

Bi-Fold Track Socket with Screw
Metal



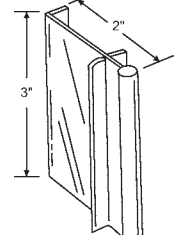
Part #	Finish
8-278	Chrome
8-278B	Gold

Door Pull Set



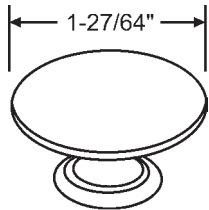
8-258

Brass
8-327 Knob, 8-321 Back Plate




Part #	Finish
8-414	Bright Gold
8-414W	Bright White

Self-Adhesive



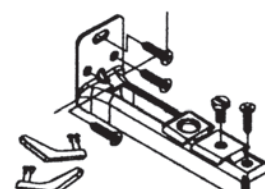
8-447

Metal, Chrome Finish



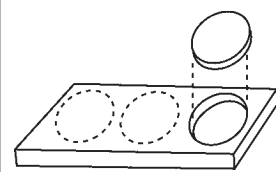
6-145

Retainer Clip
5/16" - 18 Threaded
Used with 1-138A, 1-155, 1-174,



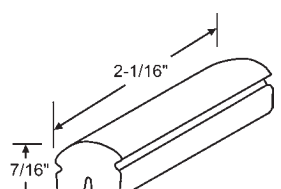
7-277

Bottomless Track Bracket



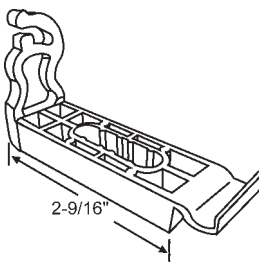
900-7429

Bi-Fold Plastic Silencer
Clear - 3 Per Pad



8-279

Gray Bi-Fold Track Bumper



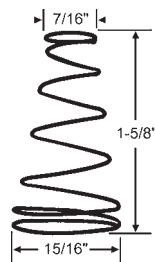
8-409

Bypass Top Guide



900-12272N

New Style



5-62

Spring



5-69

Spring



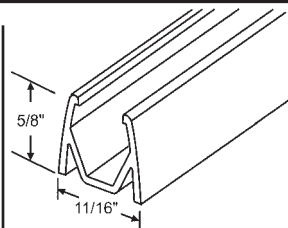
900-7431

#10 - 3/4" Pan Head Bottom
Track Screws



900-7430

#10 - 1-3/4" Pan Head Top Track Screws



Part #	Size
900-8395	59-1/2"
900-8395-2	23-1/2"
900-8395-3	35-1/2"
900-8395-6	71-1/2"

Two-Panel Aluminum Track
Mill